



U.S. Department
of Transportation

Pipeline and
Hazardous Materials
Safety Administration

East Building, PHH-23
1200 New Jersey Ave, SE
Washington, D.C. 20590

**IAEA CERTIFICATE OF COMPETENT AUTHORITY
SPECIAL FORM RADIOACTIVE MATERIALS**

CERTIFICATE USA/0331/S-96, REVISION 12

This certifies that the sources described have been demonstrated to meet the regulatory requirements for special form radioactive material as prescribed in the regulations of the International Atomic Energy Agency¹ and the United States of America² for the transport of radioactive material.

1. Source Identification - Gammatron Model AN-HP Series Models 1-8.
2. Source Description - Either:
 - a. Cylindrical double encapsulation made of ARMCO 17 4 (USN N05500) stainless steel and inert gas welded. Approximate exterior dimensions are either 12.7 mm (0.5 in.) in diameter and 12.7 mm (0.5 in.) in length (Model 1); or 12.7 mm (0.5 in.) in diameter and 19.0 mm (0.75 in.) in length (Model 2); or 15.9 mm (0.625 in.) in diameter and 15.9 mm (0.625 in.) in length (Model 3); or 19.0 mm (0.75 in.) in diameter and 50.8 mm (2.0 in.) in length (Model 4); or 19.0 mm (0.75 in.) in diameter and 76.2 mm (3.0 in.) in length (Model 5); or 26.7 mm (1.05 in.) in diameter and 109.2 mm (4.3 in.) in length (Model 6). Construction shall be in accordance with attached Gammatron Drawing Nos. A-2002 (Model 1), A-2004 (Model 2), A-2006 (Model 3), A-2008 (Model 4), A-2040 (Model 5), or A-2012 (Model 6); or,

¹ "Regulations for the Safe Transport of Radioactive Material, 2012 Edition, No. SSR-6" published by the International Atomic Energy Agency (IAEA), Vienna, Austria.

² Title 49, Code of Federal Regulations, Parts 100-199, United States of America.

CERTIFICATE USA/0331/S-96, REVISION 12

- b. Cylindrical double encapsulation made of Type 304 stainless steel (inner encapsulation) and MP35N alloy (outer encapsulation) and heliarc seal welded. Approximate exterior dimensions are either 26.7 mm (1.05 in.) in diameter and 109.2 mm (4.3 in.) in length (Model 7) or 31.24 mm (1.23 in.) in diameter and 57.15 mm (2.25 in.) in length (Model 8). Construction shall be in accordance with attached Gammatron Drawing Nos. A-2012 (Model 7) or A-2014 (Model 8).

Capsules constructed in accordance with Gammatron Drawing No. A-2012 may be up to an additional 31.75 mm (1.25 in.) in length.

Capsules constructed in accordance with Gammatron Drawing No. A-2014 may be up to an additional 25.4 mm (1.0 in.) in length.

3. Radioactive Contents - For the ARMCO 17-4 (USNN0550) stainless steel capsules, no more than either 0.74 TBq (20.0 Ci) of Americium-241 or 0.0185 TBq (0.5 Ci) of Californium-252. The Am-241 is in oxide form and may be mixed with beryllium. The Cf-252 is in the form of metal pellets or a wire.

For the Type 304 stainless steel/MP35N capsules, no more than 0.74 TBq (20.0 Ci) of Americium-241. The Am-241 is in oxide form and is mixed with beryllium.

4. Management System Activities - Records of Management System activities required by Paragraph 306 of the IAEA regulations shall be maintained and made available to the authorized officials for at least three years after the last shipment authorized by this certificate. Consignors in the United States exporting shipments under this certificate shall satisfy the requirements of Subpart H of 10 CFR 71.
5. Expiration Date - This certificate expires on August 31, 2024. Previous editions which have not reached their expiration date may continue to be used.

CERTIFICATE USA/0331/S-96, REVISION 12


This certificate is issued in accordance with paragraph(s) 804 of the IAEA Regulations and Section 173.476 of Title 49 of the Code of Federal Regulations, in response to the July 25, 2019 petition by Gammatron, Houston, TX, and in consideration of other information on file in this Office.

Certified By:

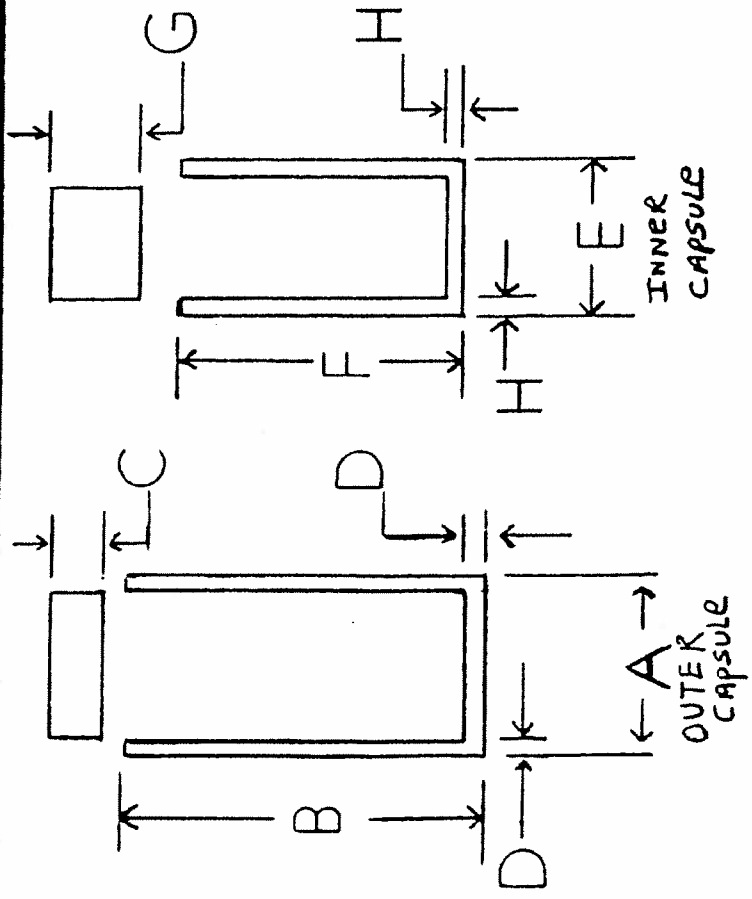


August 23, 2019

(DATE)

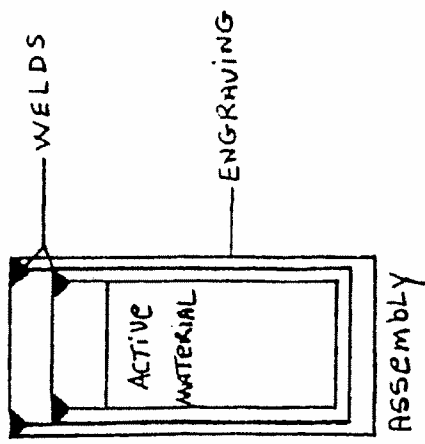
 William Schoonover
Associate Administrator for Hazardous
Materials Safety

Revision 12 - Issued to extend the expiration date.



- A 0.500 ± .005
- B 0.500 ± .010
- C 0.060 MINIMUM
- D 0.040 MINIMUM
- E 0.420 MAXIMUM
- F B. MINUS D AND C
- G 0.100 MINIMUM
- H 0.030 MINIMUM

USE THIS DRAWING WITH SPECIFICATION
SHEET SS 2002



GAMMATRON

SCALE: NONE APPROVED BY: D.C.J.
DATE: 4/84

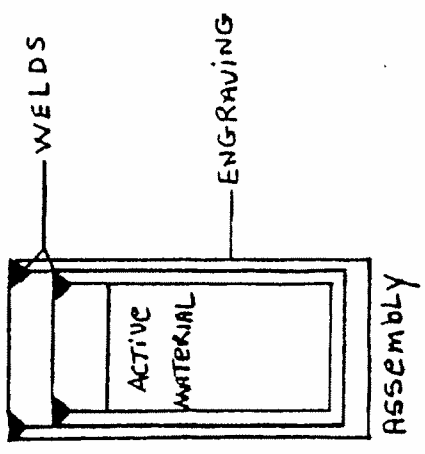
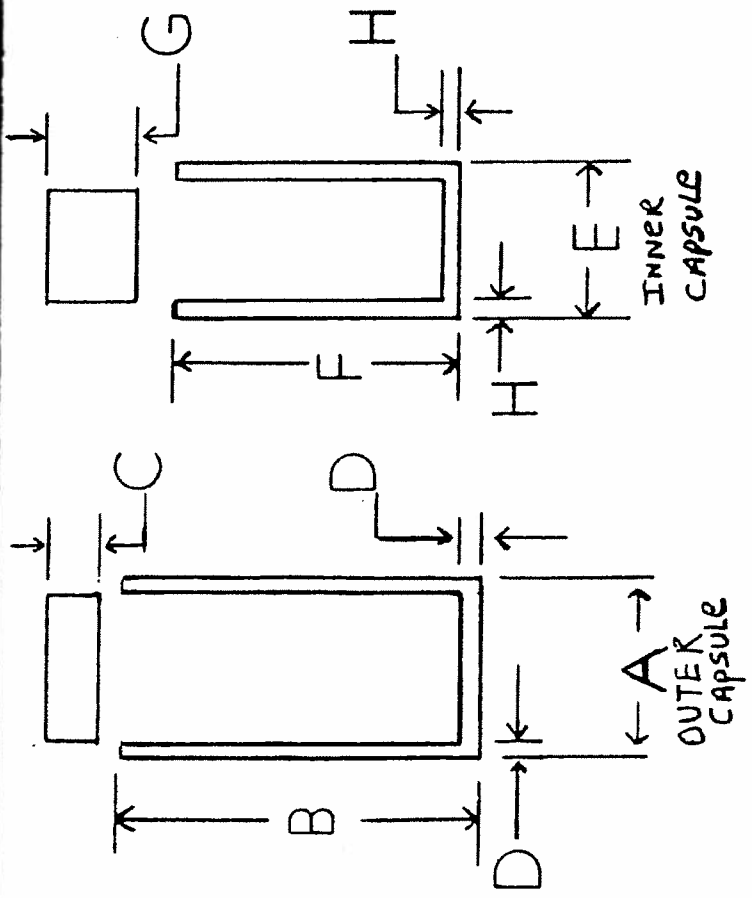
AN-FHP

PHYSICAL SIZE — 0.5 X 0.5
DRAWING NUMBER A — 2002

A	0.500 ± .005
B	0.750 ± .010
C	0.050 MINIMUM
D	0.040 MINIMUM
E	0.420 MAXIMUM
F	B MINUS D AND C
G	0.250 MINIMUM
H	0.030 MINIMUM

USE THIS DRAWING WITH SPECIFICATION
SHEET SS 2004

Up to .250 may be added to dim. B for threaded extension to aid in handling. k-20 Thds Typ

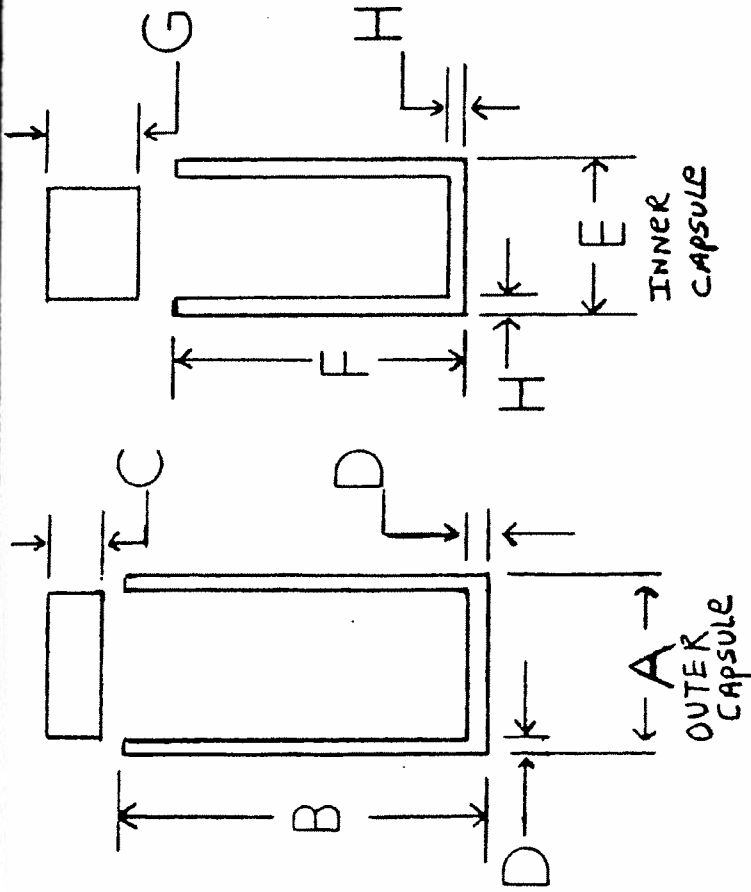


GAMMATRON

SCALE: NONE APPROVED BY: DRAWN BY: DCJ
DATE: 4/84

AN-HP

PHYSICAL SIZE - 1/2" X 3/4" DRAWING NUMBER A-2004



A 0.625 ± .005

B 0.625 ± .010

C 0.080 MINIMUM

D 0.060 MINIMUM

E 0.500 ± .005
0.000

F B MINUS C AND D .50 TYP.

G 0.150 MINIMUM

H 0.040 MINIMUM

USE THIS DRAWING WITH SPECIFICATION
SHEET SS 2006

Up to .800 may be added to Dim B for
threaded extension.
3/4 -12 THD .800 Long Typical

GAMMATRON

SCALE: NONE

DATE: 4/84

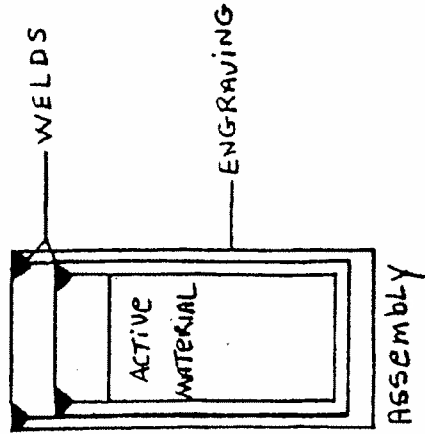
APPROVED BY

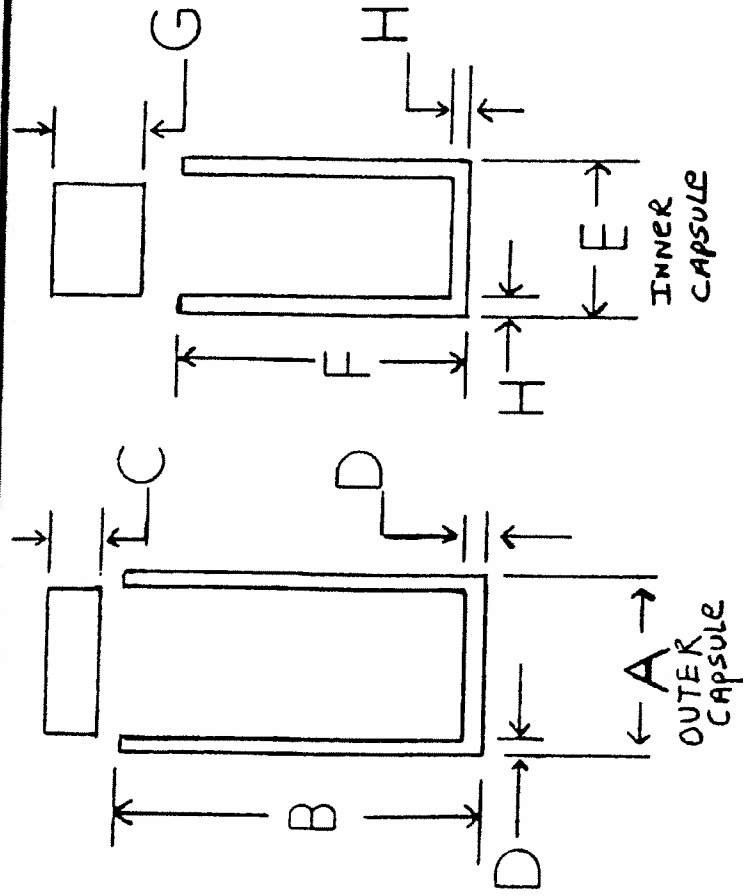
DRAWN BY DCJ

AN-HP

DRAWING NUMBER

PHYSICAL SIZE 5/8"X5/8" A-2006





A .750 ± .005

B 2.00 ± .010

C 0.100 MINIMUM

D 0.060 MINIMUM

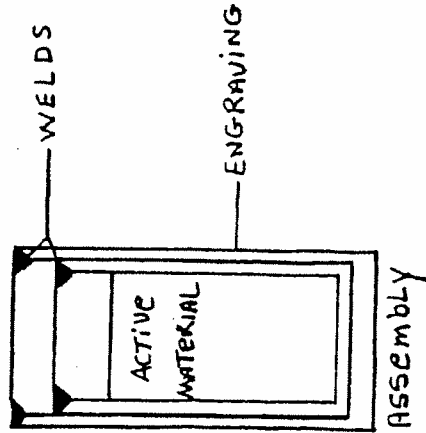
E .630 MAXIMUM

F B MINUS D AND C

G 0.200 MINIMUM

H 0.050 MINIMUM

USE THIS DRAWING WITH SPECIFICATION SHEET SS 2008



GAMMATRON

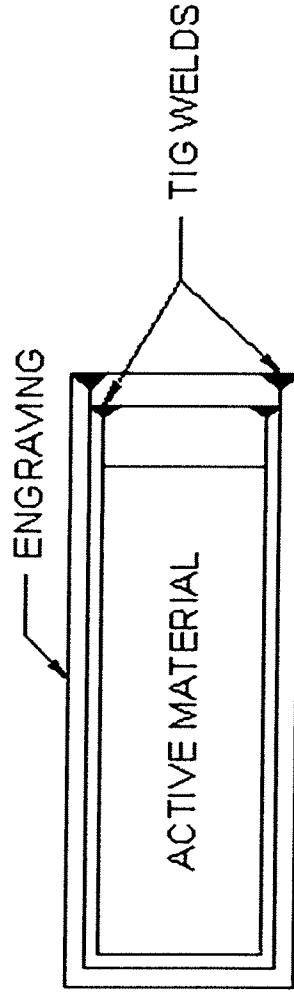
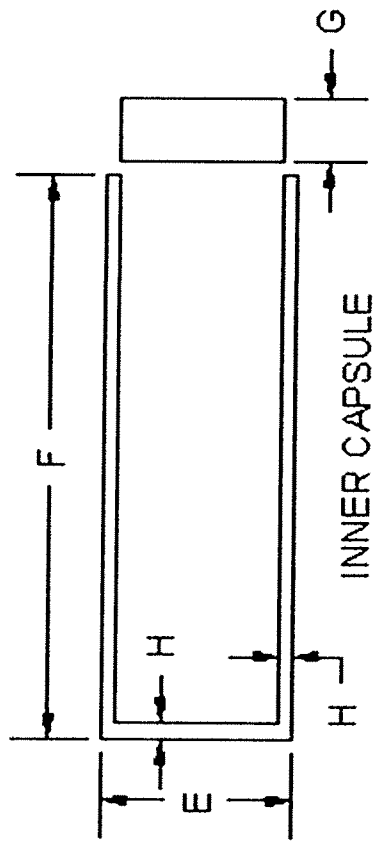
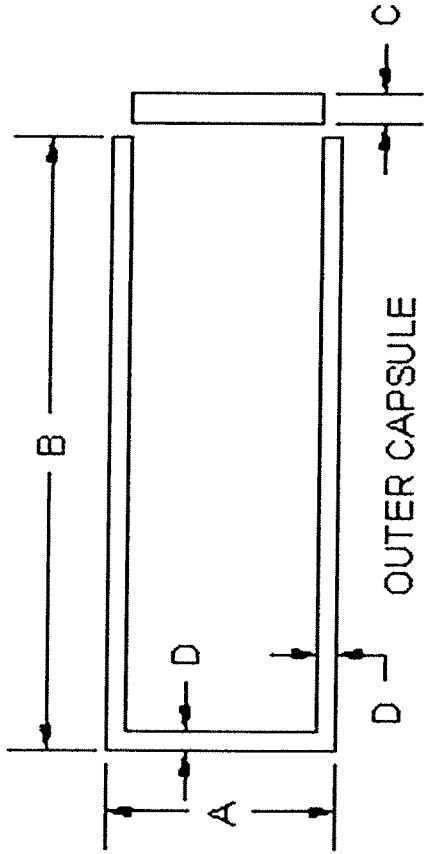
SCALE: NONE
DATE: 4/84

APPROVED BY:
DRAWN BY: D.C.J.

AN-FHP

PHYSICAL SIZE — 3/4" x 2"

DRAWING NUMBER
A-2008



ASSEMBLY

NOTE: OUTER & INNER CAPSULE MADE OF ARMCO 17-4 STAINLESS STEEL

A 0.750 ±0.005

B 3.000 ±0.010

C 0.100 MINIMUM

D 0.060 MINIMUM

E 0.630 MAXIMUM

F B - (C + D)

G 0.200 MINIMUM

H 0.050 MINIMUM

USE THIS DRAWING WITH SPECIFICATION SHEET SS 2008

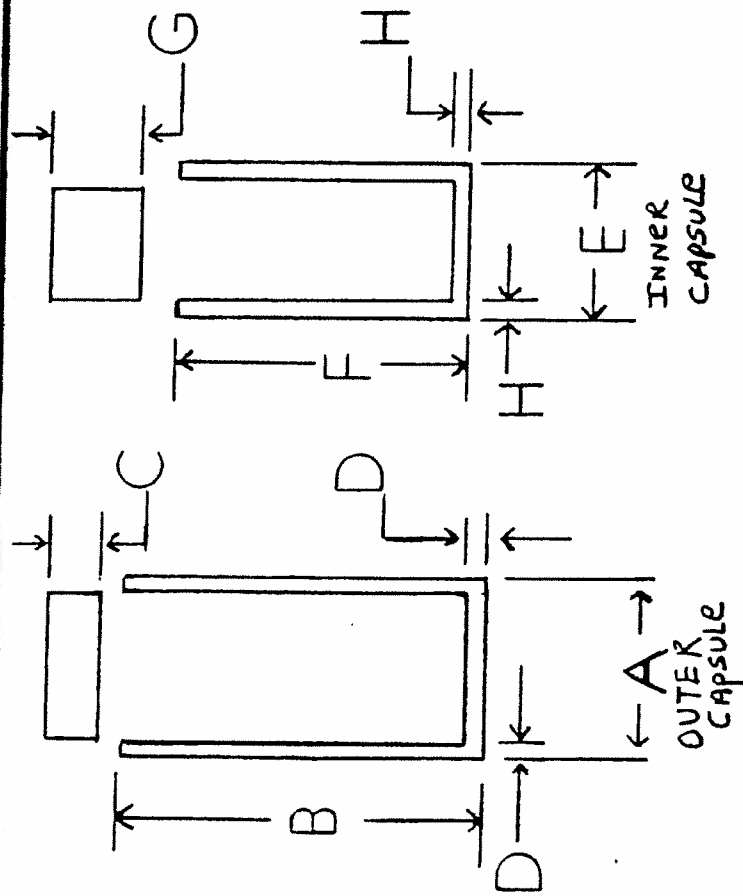
GAMMATRON INC.

SCALE: 3/4:1 DRAWN BY: RCG

DATE: 11/10 APPROVED BY:

AN-HP DRAWING NUMBER: A-2040

PHYSICAL SIZE: 3/4 X 3.0



A 1.050 ± .010

B 4.300

C .200 MINIMUM

D .100 MINIMUM

E .850 MAXIMUM

F B MINUS D AND C

G 0.500 MINIMUM

H 0.060 MINIMUM

USE THIS DRAWING WITH SPECIFICATION SHEET SS 2012

NOTE: Dimension B may be increased by not more than 1.250" to allow for thread extension, hex, or flats to aid in handling.

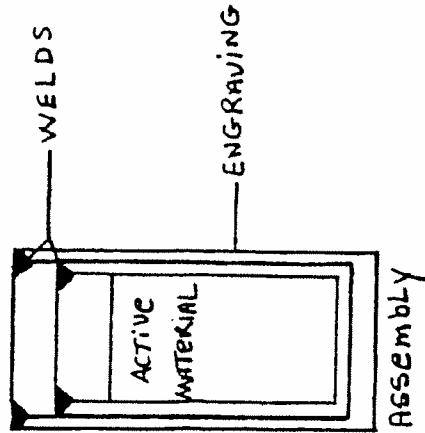
GAMMATRON

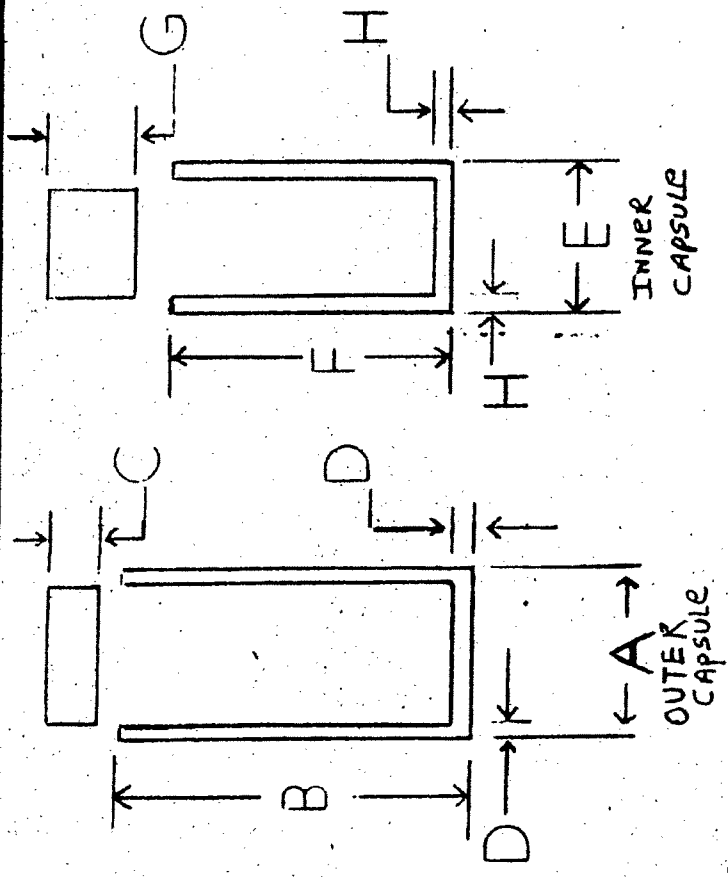
SCALE: NONE
DATE: 4/8/84

APPROVED BY: [Signature]
DRAWN BY: D.C.J.

AN-HP

PHYSICAL SIZE — 1.050 Dia — 4.30 Long
DRAWING NUMBER A-2012





A 1.2" MINIMUM

B 2.25"

C 0.200" MINIMUM

D 0.100" MINIMUM

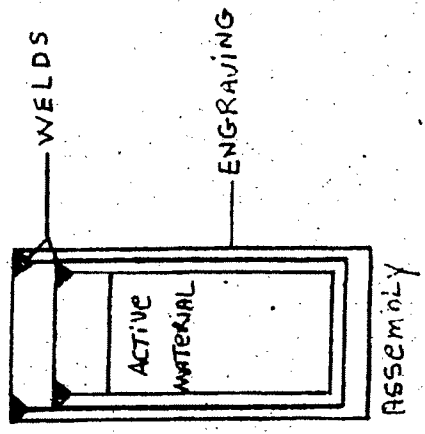
E 0.995"

F 1.75" MAXIMUM

G 0.150" MINIMUM

H 0.075"

NOTE: DIMENSION B MAY BE INCREASED BY NOT MORE THAN 1.0" TO ALLOW FOR THREADED EXTENSIONS, HEXES, OR FLATS TO AID HANDLING.



GAMMATRON

SCALE: NONE
 DATE: 08/2006
 APPROVED BY: C. GALLAGHER
 DRAWN BY: D.C.

AN-HP

PHYSICAL SIZE: 1.20" DIA. x 2.25" LENGTH
 DRAWING NUMBER: A-2014



U.S. Department of
Transportation

**Pipeline and
Hazardous Materials
Safety Administration**

East Building, PHH-23
1200 New Jersey Ave, SE
Washington, D.C. 20590

CERTIFICATE NUMBER: USA/0331/S-96

ORIGINAL REGISTRANT(S) :

Pathfinder Energy Services, Inc.
15151 Sommermeyer St.
Houston, TX, 77041
USA

Gammatron
P.O. Box 266677
Houston, TX, 77207-6677
USA

J.L. Shepherd & Associates
1010 Arroyo Ave.
San Fernando, CA, 91340-1822
USA

Halliburton
3000 North Sam Houston Parkway, East
Houston, TX, 77032
USA

Schlumberger
300 Schlumberger Drive
MD-121
Sugar Land, TX, 77478
USA

Troxler Electronic Laboratories
P.O. Box 12057
3008 Cornwallis Road
Research Triangle Park, NC, 27709
USA

U.S. Geologic Survey
Idaho Water Science Center, U.S. Geological Survey
Department of Interior
1955 N Fremont MS 4131

Idaho Falls, ID, 83415
USA

Colog, Inc.
810 Quail Street, Suite E
Lakewood, CO, 80215
USA